

Needle Camera Arthroscopy. The needle has a camera inside it, allowing Dr. Hyman to take pictures inside the joint during the shot/injection.

No additional Cost to the Patient  
Approved by Most Insurance Companies

**Advantage** over MRI:

1. visualize cartilage better
2. see in **COLOR**
3. see joint debris better

[jonhymanMD.com](http://jonhymanMD.com)

**Advantage** in Procedure Suite:

- Better Sterility
- Less Risk of Infection
- Better scheduling / planning
- No passing out (vasovagal)

**Advantage** over Surgery

- No cutting/scalpel
- Only Local or iv anesthesia
- No scars
- No bleeding







New  
Technology

[jonhymanMD.com](http://jonhymanMD.com)

New  
Technology

## NEEDLE ARTHROSCOPY A DIAGNOSTIC and THERAPEUTIC APPROACH

Needle Arthroscopy can show **4** findings  
that MRI cannot show... **well**

SYNOVITIS	 <p>jonhymanMD.com</p>	1
CRYSTALS		2
SMALL LOOSE BODIES	 <p>jonhymanMD.com</p>	3
ADHESIONS SCAR		4

jonhymanMD.com